

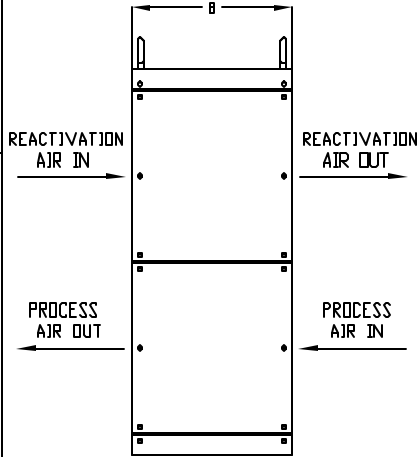
P.O.#	CUSTOMER	DATE:
-	-	-

REV NO		GENERAL	1	A	1
ZONE	REV	REV NO	DESCRIPTION	DATE	APPROVED
A			RELEASED TO PRODUCTION		

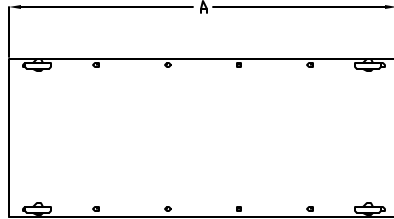
NOTES:
1. VERTICAL POST HAS NO SEAL BELOW ROTOR AXLE.

APPROVED

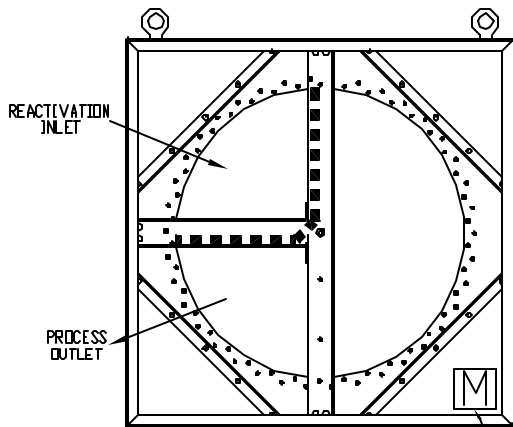
BY: _____



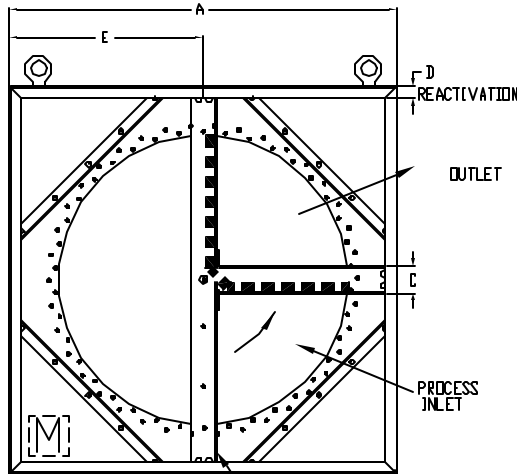
SIDE



TOP



FRONT



REAR

WHEEL SIZE	DIM. A	DIM. B	DIM. C	DIM. D	DIM. E	MOTOR SPECIFICATIONS FOR CUSTOMER USE	MTR.
250MM	21	11.5	2	.75	10.5	1/80HP, 1.2R.P.M., 230V 1Ø	
370MM	24	12	2	.75	12	1/80HP, 2.3R.P.M., 115V 1Ø 1/80HP, 2.3R.P.M., 230V 1Ø	
440MM	26	12	2	.75	13	1/80HP, 2.3R.P.M., 115V 1Ø 1/80HP, 2.3R.P.M., 230V 1Ø	
550MM	29	12	2	.75	14.5	1/80HP, 2.3R.P.M., 115V 1Ø 1/80HP, 2.3R.P.M., 230V 1Ø	
770MM	36	12	2.5	.75	18	1/80HP, 4.5R.P.M., 115V 1Ø 1/80HP, 4.5R.P.M., 230V 1Ø	
965MM	43	13	2.5	1	21.5	1/80HP, 4.5R.P.M., 115V 1Ø 1/80HP, 4.5R.P.M., 230V 1Ø	
1070MM	48	13	3	1	24	1/80HP, 4.5R.P.M., 115V 1Ø 1/80HP, 4.5R.P.M., 230V 1Ø	
1090MM	48	13	3	1	24	1/80HP, 4.5R.P.M., 115V 1Ø 1/80HP, 4.5R.P.M., 230V 1Ø	
1220MM	54	13	3	1	27	1/40HP, 6R.P.M., 115V 1Ø	
1525MM	69	14	3	1	34.5	1/40HP, 6R.P.M., 115V 1Ø	
1730MM	77	15.5	3	1.5	38.5	1/6HP, 6R.P.M., 115/230V 1Ø	
1940MM	85	15.5	5	1.5	42.5	1/6HP, 6R.P.M., 115/230V 1Ø	
2190MM	96	17	5	1.5	48	1/6HP, 6R.P.M., 115/230V 1Ø	
2439MM	106	17	5.25	1.5	53	1/6HP, 6R.P.M., 115/230V 1Ø	

SPECIAL MOTOR SELECTION

DO NOT SCALE DRAWING	NOVELAIRE TECHNOLOGIES
UNLESS OTHERWISE SPECIFIED	
Ø DECIMAL ± .1	APPROVALS
ØØ DECIMAL ± .03	DATE
ØØØ DECIMAL ± .010	BY: M. HANSON
ANGLES ± 1'	10-17-01
ALL DIMENSIONS ARE IN INCHES	THRU:
UNLESS NOTED OTHERWISE	APPROVED
FINISH SURFACES TO BE	
FINISH UNLESS OTHERWISE SPECIFIED	
FINISH PER ISO 13715-1:2002	

TITLE		NOVELAIRE TECHNOLOGIES	
GENERAL ARRANGEMENT			
FOR 200MM WIDE WHEELS			
PART NO.	REV	DESIGNER	REV
D 80298	GENERAL	A	
DRAWN BY		DATE	
M. HANSON		10-17-01	